

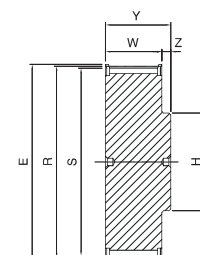
Dimensions of timing pulleys IMPERIAL PITCH - solid hub



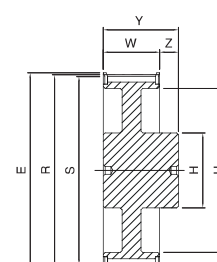
PD ... L 100

L

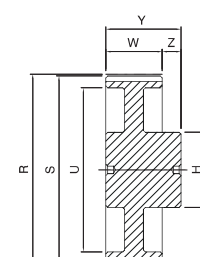
Code	Teeth nr.	Type	E [mm]	R [mm]	S [mm]	U [mm]	H [mm]	d [mm]	W [mm]	Y [mm]	Z [mm]	Flange	Material
PD10L100	10	1	37,0	30,32	29,56	-	20,0	-	32,0	46,0	14,0	with flanges	steel
PD11L100	11	1	37,0	33,35	32,59	-	20,0	-	32,0	46,0	14,0		
PD12L100	12	1	43,0	36,38	35,62	-	27,0	-	32,0	46,0	14,0		
PD13L100	13	1	44,0	39,41	38,65	-	27,0	-	32,0	46,0	14,0		
PD14L100	14	1	48,0	42,45	41,69	-	29,0	-	32,0	46,0	14,0		
PD15L100	15	1	51,0	45,48	44,72	-	32,0	-	32,0	46,0	14,0		
PD16L100	16	1	54,0	48,51	47,75	-	37,0	-	32,0	46,0	14,0		
PD17L100	17	1	57,0	51,54	50,78	-	37,0	-	32,0	46,0	14,0		
PD18L100	18	1	60,0	54,57	53,81	-	41,0	-	32,0	46,0	14,0		
PD19L100	19	1	64,0	57,61	56,84	-	41,0	-	32,0	46,0	14,0		
PD20L100	20	1	66,5	60,64	59,88	-	47,0	-	32,0	46,0	14,0		
PD21L100	21	1	70,0	63,67	62,91	-	47,0	-	32,0	46,0	14,0		
PD22L100	22	1	75,0	66,70	65,94	-	50,0	-	32,0	46,0	14,0		
PD23L100	23	1	79,0	69,73	68,97	-	50,0	-	32,0	46,0	14,0		
PD24L100	24	1	79,0	72,77	72,01	-	57,0	-	32,0	46,0	14,0		
PD25L100	25	1	82,5	75,80	75,04	-	58,0	-	32,0	46,0	14,0		
PD26L100	26	1	86,0	78,83	78,07	-	64,0	-	32,0	46,0	14,0		
PD27L100	27	1	86,0	81,86	81,10	-	64,0	-	32,0	46,0	14,0		
PD28L100	28	1	91,0	84,89	84,13	-	70,0	-	32,0	46,0	14,0		
PD29L100	29	1	93,0	87,93	87,16	-	70,0	-	32,0	46,0	14,0		
PD30L100	30	1	97,0	90,96	90,20	-	72,0	-	32,0	46,0	14,0		
PD32L100	32	1	102,0	97,02	96,26	-	75,0	-	32,0	46,0	14,0		
PD33L100	33	1	106,0	100,05	99,29	-	80,0	-	32,0	46,0	14,0		
PD34L100	34	1	112,0	103,08	102,32	-	85,0	-	32,0	46,0	14,0		
PD35L100	35	1	112,0	106,12	105,35	-	88,0	-	32,0	46,0	14,0		
PD36L100	36	1	115,0	109,15	108,39	-	88,0	-	32,0	46,0	14,0		
PD40L100	40	3	128,0	121,28	120,52	100,0	68,0	11,0	32,0	46,0	14,0		
PD41L100	41	3	128,0	124,31	123,55	103,0	68,0	11,0	32,0	46,0	14,0		
PD42L100	42	3	135,0	127,34	126,58	106,0	68,0	11,0	32,0	46,0	14,0		
PD44L100	44	3	142,0	133,40	132,64	112,0	68,0	11,0	32,0	46,0	14,0		
PD45L100	45	3	142,0	136,44	135,67	115,0	68,0	11,0	32,0	46,0	14,0		
PD47L100	47	3	150,0	142,50	141,74	121,0	68,0	11,0	32,0	46,0	14,0		
PD48L100	48	3	150,0	145,53	144,77	124,0	68,0	11,0	32,0	50,0	18,0		
PD49L100	49	3A	-	148,56	147,80	127,0	68,0	12,0	32,0	50,0	18,0	without flanges	cast iron
PD50L100	50	3A	-	151,60	150,83	130,0	68,0	12,0	32,0	50,0	18,0		
PD52L100	52	3A	-	157,66	156,90	136,0	68,0	12,0	32,0	50,0	18,0		
PD56L100	56	3A	-	169,79	169,02	139,0	68,0	12,0	32,0	50,0	18,0		
PD57L100	57	3A	-	172,82	172,06	152,0	68,0	12,0	32,0	50,0	18,0		
PD60L100	60	3A	-	181,91	181,15	160,0	75,0	12,0	32,0	54,0	22,0		
PD65L100	65	3A	-	197,07	196,31	176,0	75,0	12,0	32,0	54,0	22,0		
PD66L100	66	3A	-	200,11	199,34	179,0	75,0	12,0	32,0	54,0	22,0		
PD72L100	72	3A	-	218,30	217,54	197,0	75,0	12,0	32,0	54,0	22,0		
PD84L100	84	3A	-	254,68	253,92	233,0	80,0	12,0	32,0	54,0	22,0		
PD90L100	90	3A	-	272,87	272,11	252,0	80,0	12,0	32,0	54,0	22,0		
PD96L100	96	3A	-	291,06	290,30	270,0	80,0	12,0	32,0	54,0	22,0		
PD120L100	120	5B	-	363,83	363,07	342,0	90,0	18,0	32,0	54,0	22,0		



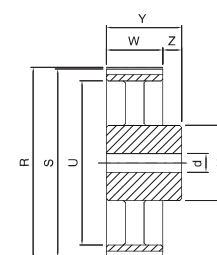
1



3*



3A*



5B

* = A prebore, with a maximum diameter "d", might be present.